



TERRACE PARK HISTORICAL SOCIETY

TRACKER



Volume 18
Issue 3
Autumn 2018

*Tracking Our Past
and Present for the
Future*

2018 Terrace Park Historical Society House Tour

Date: Sunday, October 21, 2018

Time: 1-5 PM

Ticket Booth: The Village Green

Cost: \$20, \$25 day of the tour



720 Elm Avenue

Gravelotte

This beautiful house, built in the Victorian Italianate style in 1869 by Thomas Biggs, is situated on the southwest corner of Douglas and Elm Avenues. The house is distinguished by a symmetrical, three bay façade, and three bay front porch with delicate scrolled bracing with wooden balustrades. The front door has a window transom. All the windows on the first floor façade extend to the porch floor. The wide entablature is marked by curved brackets and an overhanging cornice. A large brick chimney can be seen rising from the center of the flat roof. A bay window dominates the side façade. The rear porch was enclosed in 1973, and a two-story addition was built in 2001.

The beveled-glass front door opens into a gracious foyer with 12-inch baseboards, 12 to 14-inch crown moldings, narrow-plank hardwood flooring. A crystal chandelier hangs from a plaster medallion. The central curved staircase is anchored by a burl walnut newel post.

This gracious house has tall ceilings and the rooms are filled with light, both of which contribute to the open feeling of the home. The kitchen has been completely updated with quality appliances and cabinetry. It is an easy walkout to an expansive veranda and a tree shaded patio.



905 Elm Avenue

The two story brick and log country federalist style house at 905 Elm was built in 1978/9. As you might guess by the log wing on the south side of the house, the Diehls, who built the house, were log cabin enthusiasts. The logs were transported from an early 19th century cabin. There are four rooms and a bath downstairs and four rooms and 2 baths upstairs. There is a full basement and a covered passage to a detached garage. The property was originally part of the Thomas R. Biggs Estate.

The rooms are large and spacious with 10 foot ceilings giving the house an open and airy feeling. The furnishings make this large, formal house a home. In the dining room, be sure to admire the antique sideboard and the wardrobe hand painted by the owner's grandmother. In the hall, you will find a bicycle put to an unusual use. You will not be able to miss it. Many arrowheads have been found on the property over the years. There is a nice display in the main entry way.

Finally, if you have driven past this beautiful house for years and wondered about the interior of the log wing, now is your chance to step inside. If you do, you will see a cozy room behind the logs, complete with a fireplace and a wrought iron hook to hold a cast iron cooking pot. The second story is equally as cozy, also with a fireplace, that has been turned into a children's play room.

These are but a few highlights to be found in this lovely home.



611 Lexington Avenue

The French Norman style house at 611 Lexington Avenue is quite an architectural gem. It was built in 1930 by Cecil Duell, who was a French stone carver. Touches of his art can be seen all over the exterior of the house. Fruit basket carvings adorn the tops of several windows, corner quoins, arched lintels, an eagle and a crest are all evidence of his skill. To the far left of the front door is a round, rose window looking carving in the wall. This may have been a vent as this was the garage at one time. Guarding the front door are two obelisks. In 17th century Norman France, these obelisks were huge and often painted in black and white stripes as a caution to those who would seek to do harm to the family.

As you enter the house, it is hard to miss the narrow winding staircase. This was typical of Norman architecture of the time as it was a period of great unrest. If the family were being attacked, the staircase was designed to be pushed away from the second floor, and narrow enough to make it difficult for armed men to climb. You might also notice the added touch of faux stone block walls of the stairwell.

To the right is spacious a living room with cove ceilings, and a carved marble-hearth fireplace. French doors open to the brick accented terrace with a stone fountain. Beyond the gate is an in-ground pool surrounded by brick and wrought iron fencing.

To the left of the foyer is the elegant dining room with dentil and sunburst detail that make the coved molding especially noteworthy.

Beyond the dining room are the butler's pantry and the wonderfully updated kitchen. From the kitchen you walk into the comfortable great room, with the study just a few steps down from there.



625 Miami Avenue

The house at 625 Miami Avenue was built in 1925. It was partially damaged by fire and restored in 1967. In 1984, an open deck, dining room, master bedroom and bath were added. In 1991, the deck was screened in and in 1994, the wall between the kitchen and the living room was removed making a large, open living space. The kitchen was updated and hardwood floors were added throughout the house. The back porch was enclosed, skylights and a paddle fan were added. In 2011, the porch was further improved with hardwood floors and wooden doors.

The front of the house has a summer cottage look that belies what is hidden inside. As you step through the front door, one gets the sense that the house just goes on and on. Indeed, it is impossible not to see the tree tops through the picture window in the bedroom just behind the living room. Walking into the bedroom, one could very well be living in a tree house with a view of the Little Miami River in the distance. Imagine waking up to that every morning!

There are many other treats to see in this house. The tiles in the kitchen have been imported from Brazil and are well worth the time it takes to walk around and examine them. The tile in the guest bathroom has been imported from England by the current owners. There is a beautiful tile flower design in the shower stall and the radiant bathroom floor may be the envy of many. Don't overlook the cat door in the kitchen. It is on the floor to the right as you go from the kitchen to the living room. It is a bit of whimsy that is sure to make you think of Stuart Little. It is decorated for Christmas every year. There are pictures.

Finally, when you see the back porch, you know immediately where the family spends most of its time. You would too!



734 Floral Avenue

The charming ranch at 734 Floral Avenue was built in 1939. When you enter the front door, one is struck by the open and airy feeling of the home. In 2010, the current owners gutted the house and pushed out certain walls to achieve this marvelous effect. This is truly a "great room". Except for one pillar near the front door, there are no other immovable objects in the room. The space was designed with versatility in mind. Even the chandelier above the over-long dining table is on a track that can be moved several feet in either direction, depending upon the desire of the hostess. The dining area can be moved to the other side of the entrance way to be placed in front of the large window and the sitting area moved to be focused around the fireplace. A small table can be placed under the chandelier near the kitchen. The kitchen itself is entirely open to the living/dining areas. The marble top counter runs the entire length of the side of the house. The island runs about half that length, with the center of the counter top dropped especially for a baking station.

Toward the rear of the house is the master bedroom suite. First is a small office that looks out into the delightful back garden. From there, the bedroom is on the right. There is a huge, well-designed closet and an updated bathroom. Throughout the house, the use of mirrors and silver accented wall paper add light and space to the rooms. Each architectural detail has been well thought out to make efficient use of the space.

The lower level is finished as a comfortable family room. Beyond is a small workout room complete with a sauna.

From the house, it is a short walk through the garden and up the back garage stairs to the art studio. This is Laurence Deprez domain. All of her materials and equipment are carefully and neatly stowed. There is even a bed by the window sill for their Jack Russell terrier, Lindy, he so can watch the traffic on Floral Avenue.

When the current owners redesigned this house, they went to work with originality and creativity. From the hand-painted paper over the kitchen counter to the several pieces of original furniture, love and care is reflected in every corner. You will thoroughly enjoy yourself!

Our new puzzles have arrived!
The Doors of Terrace Park

These make great birthday or Christmas gifts!

We will be selling them at the house tour.

\$20 each



Terrace Park Historical Society

100 Miami Avenue
Terrace Park, Ohio 45174

CONTACT US

Phone: (513) 248-1777 .

Mail: P.O. Box 3
Terrace Park, OH 45174

Email: tphistoricalsociety@gmail.com

tphistoricalsociety.org

Location: St. Thomas Church,
100 Miami Ave. Terrace Park,
Ohio 45174, lower level from Ter-
race Place entrance

Non Profit Org
US Postage Paid
Cincinnati, OH
Permit #4959



TPHS Headquarters

St. Thomas Church
100 Miami Avenue
Terrace Park, Ohio 45174

Open: 1-4 pm Thursdays
(513) 248-1777
info@tphistoricalsociety.org

Officers:

President - Laurie Baird
Secretary - Sandy Koehler
Treasurer - Marcia Moyer


Trustees:

Ogle Annett
Suzi Ricketts
Sylvia Stirsman
Susan Rodgers

Trustees Emeritus:

Susan Abernethy Frank
Betsy and Bill Holloway

Legal Advisor: Steve Holmes
Tracker Editor: Lee Hinton



The Historical Society has 60 micro cassettes of oral histories which need to be converted to MP3 format for long term storage. It costs about \$15/tape to convert. If you know of a cheaper way, please email the Historical Society at tphistoricalsociety@gmail.com. Thank you.



Visit our website: tphistoricalsociety.org and find us on **Facebook**